

CABINET CATALOGUE

Wall
Mount

Server/
Network

Open

Cold
Alley

Accessories



Light Breeze-your ultimate destination for top-quality, reliable server racks and comprehensive IT solutions. With over 15 years of expertise in the industry, we have been the go-to choice for businesses of all sizes since 2005. At Light Breeze, we understand the critical importance of a robust, secure, and efficient IT infrastructure in today's digital age. That's why we have dedicated ourselves to providing the highest quality server racks and so more IT products that not only meet your immediate needs but also ensure scalability and future-proofing for your business. Our extensive catalog showcases a wide range of server racks, including rack enclosures, cabinets, cooling solutions, cable management systems, and much more. Our products are meticulously designed and manufactured with a focus on durability, functionality, and ease of use. When you choose Light Breeze, you can rest assured knowing that you are investing in reliable and industry-standard solutions that will elevate your IT infrastructure to new heights. Explore our catalog today and experience the Light Breeze difference for yourself.



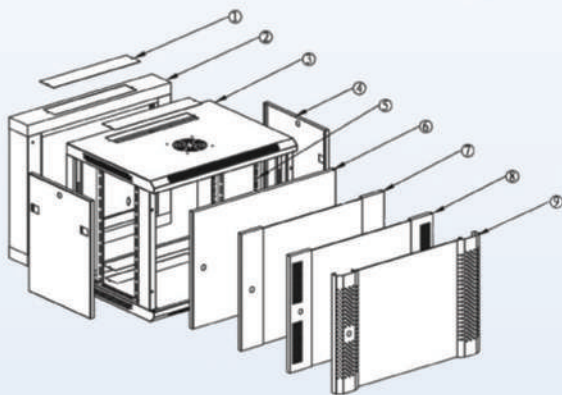
- W-series Wall Mount Cabinet
- Z-series Wall Mount Cabinet



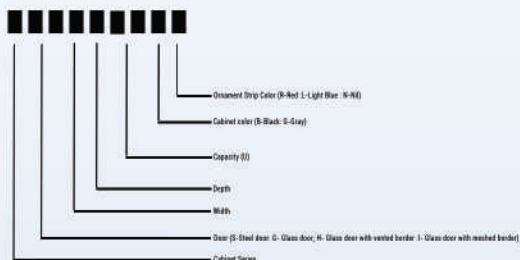
Introduction:

A wall mount cabinet is a space-saving and efficient solution for securely storing and organizing network equipment, servers, and other hardware. With its compact design and ability to be mounted on walls, it is an ideal choice for small spaces, offices, or areas where floor space is limited. At [Your Company Name], we offer a range of high-quality wall mount cabinets that provide not only a secure storage solution but also easy accessibility and organization for your network infrastructure.

Enjoy the benefits of a wall mount cabinet from Lightbreeze . Keep your equipment secure, accessible, and neatly organized . while optimizing your available space.



Defination of Item:



S.N	Specification	Qty	Unit	Material	Surface Finish
1	Mount Panel	1	Piece	SPCC cold rolled steel t1.2	Powdered coated
2	Frame	1	Piece	SPCC cold rolled steel t1.2	Powdered coated
3	Side Panel	2	Piece	SPCC cold rolled steel t0.8	Powdered coated
4	Front Door	1	Piece	5MM toughed glass door/SPCC t1.2	Powdered coated
5	Mounting Profile	4	Piece	SPCC cold rolled steel t1.5	Powdered coated
6	Allen Wrench	1	Piece	---	Black
7	M6*12B-head screw	10	Piece	---	Color- Zinc
8	M6 Square nut	10	Piece	---	Color- Zinc

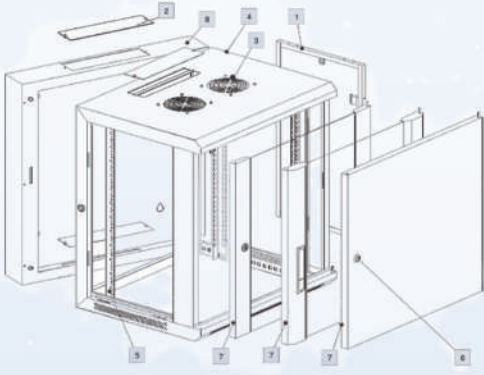
Definition of Ornament strip color:

■ ■ ■ ■ ■ ■ ■ ■ R	■ ■ ■ ■ ■ ■ ■ ■ L	■ ■ ■ ■ ■ ■ ■ ■ N
Red	Light Blue	Nil
		No strip available

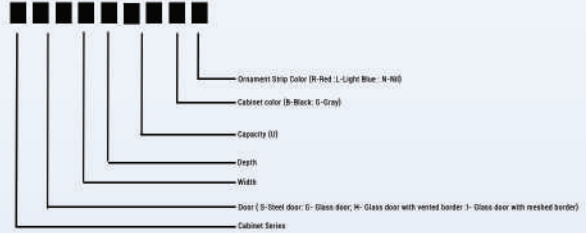
Definition of Cabinet color:

■ ■ ■ ■ ■ ■ ■ ■ B ■	■ ■ ■ ■ ■ ■ ■ ■ G ■
Black	Gray

Wall Mount Cabinet (Z-series)Diagram



Defination of Item:



S.N	Specification	Qty	Unit	Material	Surface Finish
1	Mount Panel	1	Piece	SPCC cold rolled steel t1.2	Powdered coated
2	Frame	1	Piece	SPCC cold rolled steel t1.2	Powdered coated
3	Side Panel	2	Piece	SPCC cold rolled steel t0.8	Powdered coated
4	Front Door	1	Piece	5MM toughed glass door/SPCC t1.2	Powdered coated
5	Mounting Profile	4	Piece	SPCC cold rolled steel t1.5	Powdered coated
6	Allen Wrench	1	Piece	---	Black
7	M6*12B-head screw	10	Piece	---	Color- Zinc
8	M6 Square nut	10	Piece	---	Color- Zinc

Definition of Ornament strip color:

R	L	N
Red	Light Blue	Nil
		No strip available

Definition of Cabinet color:

B	G
Black	Gray

W series: Wall mount rack with one side open. It comes with various capacities and a satisfactory surface finish. IP20 degree of protection, 60kg of static loading, flat packing frame structure, easy installation, and fast assembly. Its packing volume is up to 30% of the original volume.

Specification:

Model No	Capacity(U)	Width(mm)	Depth (mm)	Height (mm)	Packing Dimension	Volume (M ³)
W ■ 6 4 0 4 ■ ■ ■	4	600	450	366	670*520*450	0.1568
W ■ 6 6 0 4 ■ ■ ■			600	366	670*670*450	0.2020
W ■ 6 4 0 6 ■ ■ ■	6		450	368	670*520*450	0.1568
W ■ 6 6 0 6 ■ ■ ■			600	368	670*670*450	0.2020
W ■ 6 4 0 9 ■ ■ ■	9		450	502	670*520*580	0.2021
W ■ 6 6 0 9 ■ ■ ■			600	502	670*670*580	0.2604
W ■ 6 4 1 2 ■ ■ ■	12		450	635	670*520*710	0.2474
W ■ 6 6 1 2 ■ ■ ■			600	635	670*670*710	0.3187
W ■ 6 4 1 5 ■ ■ ■	15		450	768	670*520*850	0.2964
W ■ 6 6 1 5 ■ ■ ■			600	768	670*670*850	0.3816
W ■ 6 4 1 8 ■ ■ ■	18		450	902	670*520*980	0.3414
W ■ 6 6 1 8 ■ ■ ■			600	902	670*670*980	0.4399

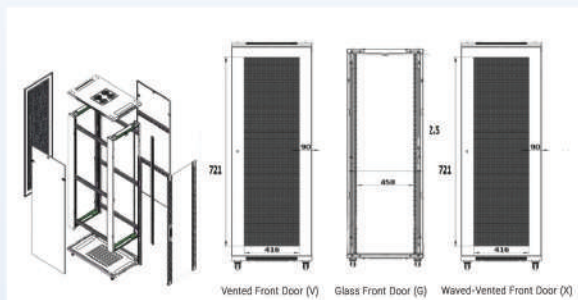
Z series: Wall mount rack with two sides open. It comes with various capacities and a satisfactory surface finish. IP20 degree of protection, 60kg of static loading, flat packing frame structure, easy installation, and fast assembly. Its packing volume is up to 30% of the original volume.

Model No	Capacity (U)	Width (mm)	Depth (mm)	Height (mm)	Packing Dimension	Volume (M ³)
Z ■ 6 5 0 4 ■ ■ ■	4	600	550	366	670*520*450	0.1568
Z ■ 6 6 0 4 ■ ■ ■			600	366	670*670*450	0.2020
Z ■ 6 5 0 6 ■ ■ ■	6		550	368	670*520*450	0.1568
Z ■ 6 6 0 6 ■ ■ ■			600	368	670*670*450	0.2020
Z ■ 6 5 0 9 ■ ■ ■	9		550	502	670*520*580	0.2021
Z ■ 6 6 0 9 ■ ■ ■			600	502	670*670*580	0.2604
Z ■ 6 5 1 2 ■ ■ ■	12		550	635	670*520*710	0.2474
Z ■ 6 6 1 2 ■ ■ ■			600	635	670*670*710	0.3187
Z ■ 6 5 1 5 ■ ■ ■	15		550	768	670*520*850	0.2964
Z ■ 6 6 1 5 ■ ■ ■			600	768	670*670*850	0.3816
Z ■ 6 5 1 8 ■ ■ ■	18		550	902	670*520*980	0.3414
Z ■ 6 6 1 8 ■ ■ ■			600	902	670*670*980	0.4399

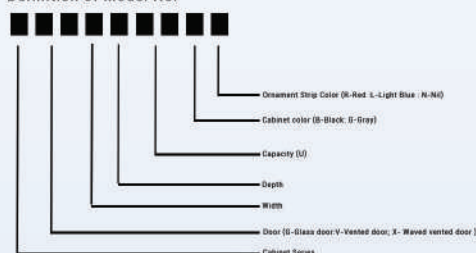
-F series Server Cabinet



Server network racks are an essential component of any modern IT infrastructure. They provide a secure, organized, and efficient solution for housing servers, switches, and other network equipment. By optimizing space and facilitating cable management, server network racks not only ensure the smooth operation of your business but also enhance scalability and reduce maintenance costs. At Lightbreeze, we offer a wide range of high-quality server network racks that are designed to meet the unique needs of your organization. With our expertise and commitment to excellence, we provide reliable and robust solutions that maximize the performance and reliability of your network systems. Explore our catalog today and experience the difference that a well-designed server network rack can make for your business.



Definition of Model No:



S.N	Specification	Qty	Unit	Material	Surface Finish
1	Top cover	1	Piece	SPCC cold rolled steel t0.8	Powdered coated
2	Frame	2	Set	SPCC cold rolled steel t1.2	Powdered coated
3	Front door	1	Piece	SPCC cold rolled steel t1.2	Powdered coated
4	Side door	2	Piece	SPCC cold rolled steel t0.8	Powdered coated
5	Rear door	1	Piece	SPCC cold rolled steel t0.8	Powdered coated
6	Horizontal beam	2	Piece	SPCC cold rolled steel t1.2	Powdered coated
7	Bottom panel	1	Piece	SPCC cold rolled steel t0.8	Powdered coated
8	Mounting angle	6	Piece	SPCC cold rolled steel t1.2	Powdered coated
9	Mounting profile	4	Piece	SPCC cold rolled steel t1.5	Powdered coated
10	Tray	4	Piece	SPCC cold rolled steel t2.0	Plated with Zinc
11	2" heavy duty castor	4	Piece	---	---
12	Small round lock	1	Piece	---	---
13	Square screw & nuts	20	Set	Steel	Plated with Zinc
14	Allen wrench	1	Piece	Steel	Black
15	M12 adjustable feet	4	Piece	---	---

Definition of Ornament strip color:

R	L	N
Red	Light Blue	Nil
		No strip available

Definition of Cabinet color:

B	G
Black	Gray

F-series: Server rack also known as Floor Rack. It comes with various capacities and a satisfactory surface finish. IP20 degree of protection, 100kg (about 220.46 lb) of static loading with adjustable feet, flat packing frame structure, easy installation, and fast assembly. Its packing volume is up to 30% of the original volume. We have different types of doors to suit your choice such as Glass-door, Vented-door, Waved-vented-door.

Model No.	Capacity (U)	Width(mm)	Depth (mm)	Height (mm)	Packing Dimension	Volume (M ³)
F ■ 6 6 2 2 ■ ■ ■	22	600	600	1140	620*620*1140	0.4423
F ■ 6 8 2 2 ■ ■ ■			800		620*820*1140	0.5547
F ■ 6 0 2 2 ■ ■ ■			1000		620*620*1140	0.5439
F ■ 6 2 2 2 ■ ■ ■			1200		620*820*1140	0.7194
F ■ 8 6 2 2 ■ ■ ■		800	800	1405	620*620*1405	0.6131
F ■ 8 8 2 2 ■ ■ ■					620*820*1405	0.8109
F ■ 8 0 2 2 ■ ■ ■					620*620*1405	0.6977
F ■ 8 2 2 2 ■ ■ ■					620*820*1405	0.9227
F ■ 6 6 3 2 ■ ■ ■	32	600	600	1140	620*620*1140	0.7842
F ■ 6 8 3 2 ■ ■ ■			800		620*820*1140	0.0372
F ■ 6 0 3 2 ■ ■ ■			1000		620*620*1140	0.5559
F ■ 6 2 3 2 ■ ■ ■			1200		620*820*1140	0.4289
F ■ 8 6 3 2 ■ ■ ■		800	800	1405	620*620*1405	0.9540
F ■ 8 8 3 2 ■ ■ ■					620*820*1405	0.7865
F ■ 8 0 3 2 ■ ■ ■					620*620*1405	0.7898
F ■ 8 2 3 2 ■ ■ ■					620*820*1405	0.5928
F ■ 6 6 4 2 ■ ■ ■	42	600	600	1140	620*620*1140	0.2486
F ■ 6 8 4 2 ■ ■ ■			800		620*820*1140	0.3124
F ■ 6 0 4 2 ■ ■ ■			1000		620*620*1140	0.3233
F ■ 6 2 4 2 ■ ■ ■			1200		620*820*1140	0.4709
F ■ 8 6 4 2 ■ ■ ■		800	800	1405	620*620*1405	0.2860
F ■ 8 8 4 2 ■ ■ ■					620*820*1405	0.5504
F ■ 8 0 4 2 ■ ■ ■					620*620*1405	0.8192
F ■ 8 2 4 2 ■ ■ ■					620*820*1405	0.9970

- OR Open Cabinet
- DR Open Cabinet



OR-Series Open Rack



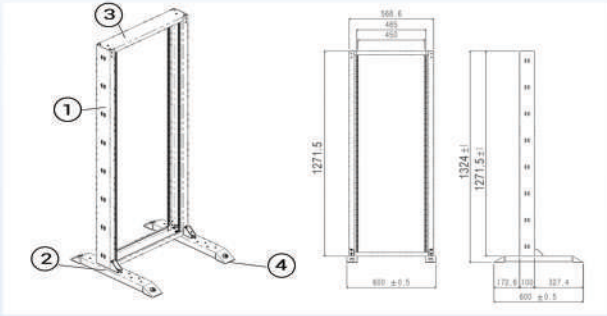
DR-series Open Rack

Introducing the Lightbreeze Open Rack Cabinet - Your Ideal Data Management Solution.

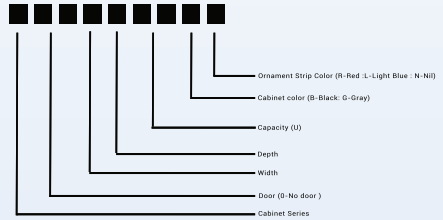
At Lightbreeze, we've engineered a versatile and secure Open Rack Cabinet to meet your evolving IT needs:

Key Features:

- Versatility: Accommodates diverse IT equipment.
 - Cooling Efficiency: Enhances airflow, prevents overheating.
 - Sturdy Security: Robust construction and tamper-resistant features.
 - Scalability: Easily expand or modify as your business grows.
 - Cable Management: Neat and efficient cabling.
 - Aesthetics: Sleek and organized appearance.
 - Tech-Savvy Access: Quick equipment access.
 - Customization: Tailor to your unique requirements.
 - Expert Support: From installation to maintenance.
- Choose Lightbreeze for the future of data management – secure, efficient, and scalable.



Defination of Item:



S.N	Specification	Qty	Unit	Material	Surface Finish
1	Pole	2	Piece	SPCC cold rolled material t1.2	Powdered coated
2	Plinth	2	Piece	SPCC cold rolled material t1.5	Powdered coated
3	Horizontal beam	2	Piece	SPCC cold rolled material t1.5	Powdered coated
4	2" heavy duty castor	4	Piece	---	---
5	Square screw & nut	40	Set	Steel	Color Zinc
6	Allen wrench	1	Piece		Black

Defination of Cabinet color:

■ ■ ■ ■ ■ ■ ■ ■ ■ ■ B ■	■ ■ ■ ■ ■ ■ ■ ■ ■ ■ G ■
Black	Gray

OR-series: Open rack with 2-side open cabinet. It comes with various capacities and a satisfactory surface finish. IP20 degree of protection, 150kg (about 330.69 lb) of static loading, flat packing frame structure, easy installation, and fast assembly. Its packing volume is up to 30% of the original volume, low cost, flexible depth and various optional accessories according to requirement.

Model No	Capacity (U)	Width (mm)	Depth (mm)	Height (mm)	Dimension	Volume (CBM)
OR ■ 6622 ■ ■	22	600	600	1119	670*150*1149	0.1155
OR ■ 6822 ■ ■			800	1562	670*150*1592	0.1600
OR ■ 6922 ■ ■			900	2007	670*150*2037	0.2047
OR ■ 6022 ■ ■			1000	1780	630*310*1850	0.3613
OR ■ 6222 ■ ■			1200	2002	630*310*2070	0.4043
OR ■ 6632 ■ ■	32		600	1119	670*150*1149	0.1155
OR ■ 6832 ■ ■			800	1562	670*150*1592	0.1600
OR ■ 6932 ■ ■			900	2007	670*150*2037	0.2047
OR ■ 6032 ■ ■			1000	1780	630*310*1880	0.3613
OR ■ 6232 ■ ■			1200	2002	630*310*2070	0.4043
OR ■ 6642 ■ ■	42		600	1119	670*150*1149	0.1155
OR ■ 6842 ■ ■			800	1562	670*150*1592	0.1600
OR ■ 6942 ■ ■			900	2007	670*150*2037	0.2047
OR ■ 6042 ■ ■			1000	1780	630*310*1880	0.3613
OR ■ 6242 ■ ■			1200	2002	630*310*2070	0.4043

DR-series: Open rack with 4-side open cabinet. It comes with various capacities and a satisfactory surface finish. IP20 degree of protection, 150kg (about 330.69 lb) of static loading, flat packing frame structure, easy installation, and fast assembly. Its packing volume is up to 30% of the original volume, low cost, flexible depth and various optional accessories according to requirement.

Model No	Capacity (U)	Width (mm)	Depth (mm)	Height (mm)	Dimension	Volume (CBM)
DR ■ 6622 ■ ■	22	600	600	1119	670*150*1149	0.1155
DR ■ 6822 ■ ■			800	1562	670*150*1592	0.1600
DR ■ 6922 ■ ■			900	2007	670*150*2037	0.2047
DR ■ 6022 ■ ■			1000	1780	630*310*1850	0.3613
DR ■ 6222 ■ ■			1200	2002	630*310*2070	0.4043
DR ■ 6632 ■ ■	32		600	1119	670*150*1149	0.1155
DR ■ 6832 ■ ■			800	1562	670*150*1592	0.1600
DR ■ 6932 ■ ■			900	2007	670*150*2037	0.2047
DR ■ 6032 ■ ■			1000	1780	630*310*1880	0.3613
DR ■ 6232 ■ ■			1200	2002	630*310*2070	0.4043
DR ■ 6642 ■ ■	42		600	1119	670*150*1149	0.1155
DR ■ 6842 ■ ■			800	1562	670*150*1592	0.1600
DR ■ 6942 ■ ■			900	2007	670*150*2037	0.2047
DR ■ 6042 ■ ■			1000	1780	630*310*1880	0.3613
DR ■ 6242 ■ ■			1200	2002	630*310*2070	0.4043

-ML Cold Alley Cabinet



Cold Alley Rack

Introducing the Lightbreeze Cold Alley Cabinet - Your Energy-Efficient Data Center Solution.

Key Features:

Efficiency: Optimizes cooling for a more eco-friendly operation.

Energy Savings: Reduces cooling costs and conserves energy.

Durability: Built to last in the demanding data center environment.


Customizable: Tailor it to your unique infrastructure.

Integration: Easily fits into your existing setup.

Operational Efficiency: Enhances organization and minimizes downtime.

Expert Support: We're here for you from installation to maintenance.

Lightbreeze's Cold Alley Cabinet is your pathway to a greener, more efficient data center. Choose innovation, choose Lightbreeze.



Definition of Model No.

ML3□□□□ 96 □□



Main Parts:

S.N	Specification	Qty	Unit	Material	Surface Finish
1	Top cover	1	Piece	SPCC cold rolled steel t1.2	Electrostatic spray
2	Bottom cover	1	Piece	SPCC cold rolled steel t1.2	Electrostatic spray
3	Frame	2	Piece	SPCC cold rolled steel t1.2	Electrostatic spray
4	Mounting profile	4	Piece	SPCC cold rolled steel t2.0	SGLC
5	Mounting angle	6	Piece	SPCC cold rolled steel t1.5	SGLC
6	Spacer block	12	Piece	SPCC cold rolled steel t1.5	Electrostatic spray
7	Cable management slot	2	Set	SPCC cold rolled steel t0.8	Electrostatic spray
8	2" heavy duty casters	4	Piece	---	---
9	T-type allen wrench	1	Piece	---	---
10	M6 square screw & nuts	40	Set	---	---
11	Frame cover plate	1	Set	---	---
12	Bottom cover plate	1	Piece	---	---
13	Cable tray	2	Piece	---	---
14	Sealing rubber strip	2	Meter	---	---

Optional Parts:

S.N	Name	Unit
1	Side panel	Piece
2	PDU mounting accessories	
3	1U fast opening blanking panel	
4	2U fast opening blanking panel	
5	Cable tray (150mm)	
6	M12*4 adjustable feet	
7	Fixed shelf	
8	L Rail (2mm)	
9	Baying kits	
10	Baying kits with side panel	


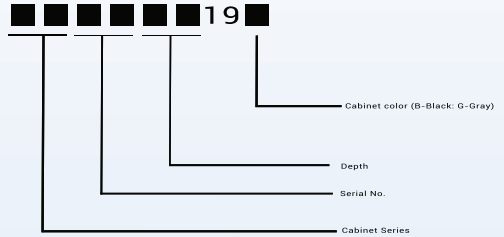
Definition of Cabinet color:

■ ■ ■ ■ ■ ■ ■ ■ B ■ ■ ■ ■ ■ ■ ■ ■	■ ■ ■ ■ ■ ■ ■ ■ G ■ ■ ■ ■ ■ ■ ■ ■
Black	Gray

Lightbreeze Elevating Organization

Lightbreeze specializes in high-quality accessories, including sliding trays for effortless access, heavy-duty trays for durability, and fixed trays for stability. Simplify your storage needs with Lightbreeze's reliable solutions.

Definition of model no.



Heavy Duty Fixed Tray

Surface Finish: Degreasing, Vitrification, Powder coated

Material: SPCC cold rolled steel t1.2

Model No.	Specification	D(mm)	Use
HT. 0127.19 ■	275 heavy-duty Fixed Tray	275	600 -depth free-standing cabinet
HT. 0147.19 ■	475 heavy-duty Fixed Tray	475	800 -depth free-standing cabinet
HT. 0157.19 ■	525 heavy-duty Fixed Tray	575	900 -depth free-standing cabinet
HT. 0165.19 ■	650 heavy-duty Fixed Tray	650	1000/1100/1200-depth free-standing cabinet




Sliding Tray

Surface Finish: Degreasing, Vitrification, Powder coated

Material: SPCC cold rolled steel t1.2

Model No.	Specification	D(mm)	Sliding Rail	Max size (mm)	Use
ST. 0236.19 ■	600 Depth Cabinet Sliding Tray	366	14"	233	600 -depth free-standing cabinet
ST. 0256.19 ■	800 Depth Cabinet Sliding Tray	566	22"	367	800 -depth free-standing cabinet
ST. 0266.19 ■	900 Depth Cabinet Sliding Tray	666	26"	433	900 -depth free-standing cabinet
ST. 0274.19 ■	1000 Depth Cabinet Sliding Tray	741	26"	465	1000/1100/1200-depth free-standing cabinet




Cantilever Tray

Surface Finish: Degreasing, Vitrification, Powder coated

Material: SPCC cold rolled steel t1.2

Model No.	Specification	D(mm)	H (mm)	Remake
CT. 0326.19 ■	1U10" Cantilever tray	266.7	31.8	19" installation
CT. 0338.19 ■	1U10" Cantilever tray	381	31.8	19" installation
CT. 0326.19 ■	2U10" Cantilever tray	266.7	76.2	19" installation
CT. 0338.19 ■	2U10" Cantilever tray	381	76.2	19" installation



Fixed Tray

Surface Finish: Degreasing, Vitrification, Powder coated

Material: SPCC cold rolled steel t1.2

Model No.	Specification	D(mm)	Use
FT. 0427.19 ■	275 Fixed Tray	275	600 -depth free-standing cabinet & 450-depth wall-mount cabinet
FT. 0432.19 ■	325 Fixed Tray	325	500 -depth free-standing cabinet
FT. 0442.19 ■	425 Fixed Tray	425	600 -depth free-standing cabinet
FT. 0447.19 ■	475 Fixed Tray	475	800 -depth free-standing cabinet
FT. 0457.19 ■	575 Fixed Tray	575	900 -depth free-standing cabinet
FT. 0465.19 ■	650 Fixed Tray	650	100/1100/1200-depth free-standing cabinet